



## GENERAL PURPOSE SILICON RECTIFIER

1N4001S THRU 1N4007S

VOLTAGE RANGE  
CURRENT

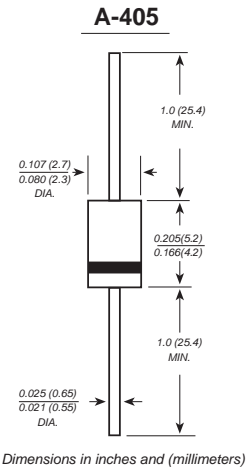
50 to 1000 Volts  
1.0 Ampere

### FEATURES

- The plastic package carries Underwriters Laboratory
- Flammability Classification 94V-0
- Construction utilizes void-free
- molded plastic technique
- Low reverse leakage
- High forward surge current capability
- High temperature soldering guaranteed:  
250°C/10 seconds, 0.375" (9.5mm) lead length,  
5 lbs. (2.3kg) tension

### MECHANICAL DATA

- Case: A-405 molded plastic body
- Terminals : Plated axial leads, solderable per MIL-STD-750,  
Method 2026
- Polarity : Color band denotes cathode end
- Mounting Position : Any
- Weight: 0.008 ounce, 0.23 grams



### MAXIMUM RATINGS AND ELECTRICAL CHARACTERISTICS

- Ratings at 25°C ambient temperature unless otherwise specified.
- Single phase half-wave 60Hz, resistive or inductive load, for capacitive load current derate by 20%.

	SYMBOLS	1N 4001S	1N 4002S	1N 4003S	1N 4004S	1N 4005S	1N 4006S	1N 4007S	UNITS
Maximum repetitive peak reverse voltage	$V_{RRM}$	50	100	200	400	600	800	1000	VOLTS
Maximum RMS voltage	$V_{RMS}$	35	70	140	280	420	560	700	VOLTS
Maximum DC blocking voltage	$V_{DC}$	50	100	200	400	600	800	1000	VOLTS
Maximum average forward rectified current 0.375" (9.5mm) lead length at $T_A=75^\circ\text{C}$	$I_{(AV)}$	1.0							Amp
Peak forward surge current 8.3ms single half sine-wave superimposed on rated load (JEDEC Method)	$I_{FSM}$	30.0							Amps
Maximum instantaneous forward voltage at 1.0A	$V_F$	1.1							Volts
Maximum DC reverse current $T_A=25^\circ\text{C}$ at rated DC blocking voltage $T_A=100^\circ\text{C}$	$I_R$	5.0 50.0							$\mu\text{A}$
Typical junction capacitance (NOTE 1)	$C_J$	15.0							pF
Typical thermal resistance (NOTE 2)	$R_{\theta JA}$	50.0							$^\circ\text{C/W}$
Operating junction and storage temperature range	$T_J, T_{STG}$	-65 to +175							$^\circ\text{C}$

**Note:** 1. Measured at 1MHz and applied reverse voltage of 4.0V D.C.

2. Thermal resistance from junction to ambient at 0.375" (9.5mm) lead length, P.C.B. mounted



# GENERAL PURPOSE SILICON RECTIFIER

## 1N4001S THRU 1N4007S

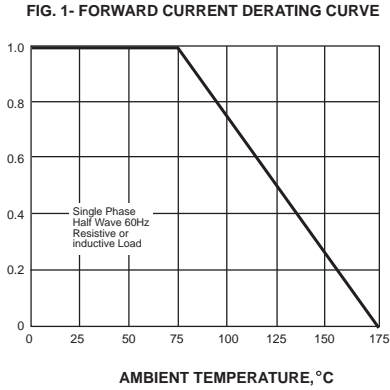
VOLTAGE RANGE

50 to 1000 Volts

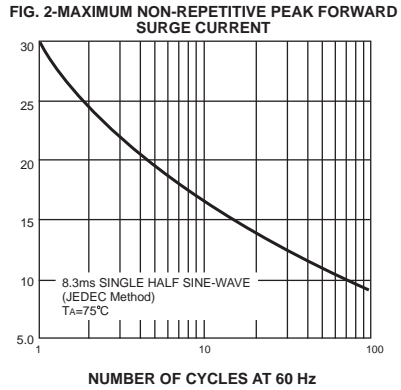
CURRENT

1.0 Ampere

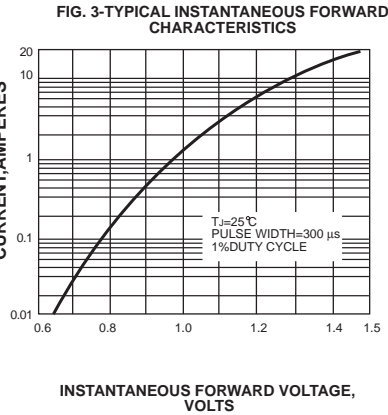
AVERAGE FORWARD RECTIFIED CURRENT,  
AMPERES



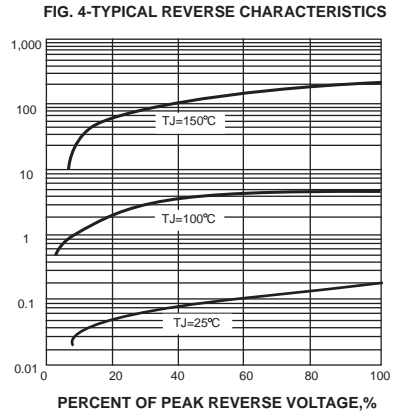
PEAK FORWARD SURGE CURRENT,  
AMPERES



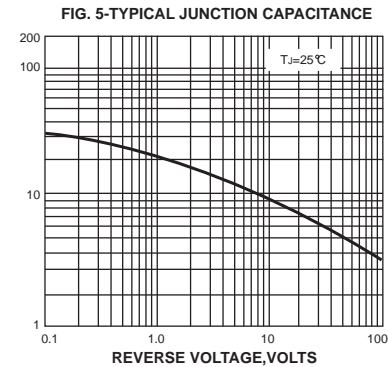
INSTANTANEOUS FORWARD CURRENT, AMPERES



INSTANTANEOUS REVERSE CURRENT,  
MICROAMPERES



JUNCTION CAPACITANCE, pF



TRANSIENT THERMAL IMPEDANCE,  
°C/W

