

GENERAL PURPOSE SILICON RECTIFIER

P600A THRU P600M

VOLTAGE RANGE
CURRENT

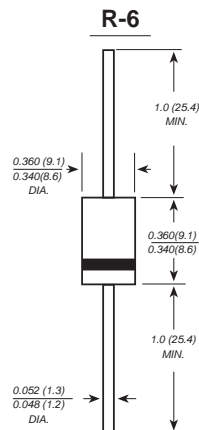
50 to 1000 Volts
6.0 Ampere

FEATURES

- The plastic package carries Underwriters Laboratory
- Flammability Classification 94V-0
- Construction utilizes void-free
- molded plastic technique
- Low reverse leakage
- High forward surge current capability
- High temperature soldering guaranteed:
250°C/10 seconds, 0.375" (9.5mm) lead length,
5 lbs. (2.3kg) tension

MECHANICAL DATA

- Case: R-6 molded plastic body
- Terminals : Plated axial leads, solderable per MIL-STD-750, Method 2026
- Polarity : Color band denotes cathode end
- Mounting Position : Any
- Weight : 0.072 ounce, 2.05 grams



Dimensions in inches and (millimeters)

MAXIMUM RATINGS AND ELECTRICAL CHARACTERISTICS

- Ratings at 25°C ambient temperature unless otherwise specified.
- Single phase half-wave 60Hz, resistive or inductive load, for capacitive load current derate by 20%.

	SYMBOLS	P600A	P600B	P600D	P600G	P600J	P600K	P600M	UNITS
Maximum repetitive peak reverse voltage	V_{RRM}	50	100	200	400	600	800	1000	VOLTS
Maximum RMS voltage	V_{RMS}	35	70	140	280	420	560	700	VOLTS
Maximum DC blocking voltage	V_{DC}	50	100	200	400	600	800	1000	VOLTS
Maximum average forward rectified current 0.375" (9.5mm) lead length at $T_A=60^\circ\text{C}$	$I_{(AV)}$	6.0							Amps
Peak forward surge current 8.3ms single half sine-wave superimposed on rated load (JEDEC Method)	I_{FSM}	400							Amps
Maximum instantaneous forward voltage at 6.0A	V_F	0.95							Volts
Maximum DC reverse current $T_A=25^\circ\text{C}$ at rated DC blocking voltage $T_A=100^\circ\text{C}$	I_R	10.0 400							μA
Typical junction capacitance (NOTE 1)	C_J	200							pF
Typical thermal resistance (NOTE 2)	$R_{\theta JA}$	10.0							$^\circ\text{C/W}$
Operating junction and storage temperature range	T_J, T_{STG}	-65 to +175							$^\circ\text{C}$

Note: 1. Measured at 1MHz and applied reverse voltage of 4.0V D.C.

2. Thermal resistance from junction to ambient at 0.375" (9.5mm) lead length, P.C.B. mounted



GENERAL PURPOSE SILICON RECTIFIER

P600A THRU P600M

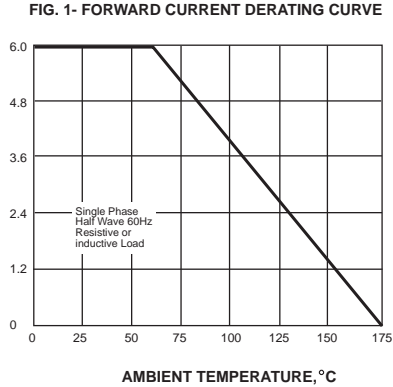
VOLTAGE RANGE

50 to 1000 Volts

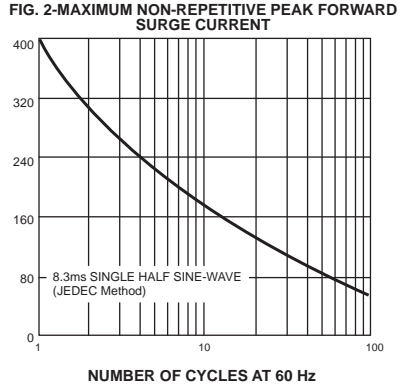
CURRENT

6.0 Ampere

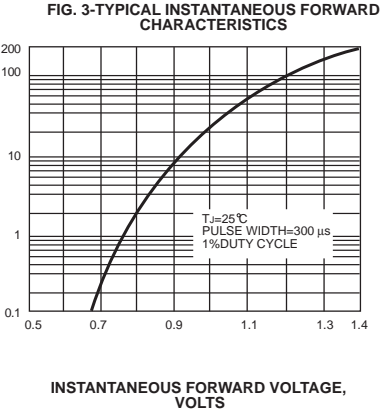
AVERAGE FORWARD RECTIFIED CURRENT,
AMPERES



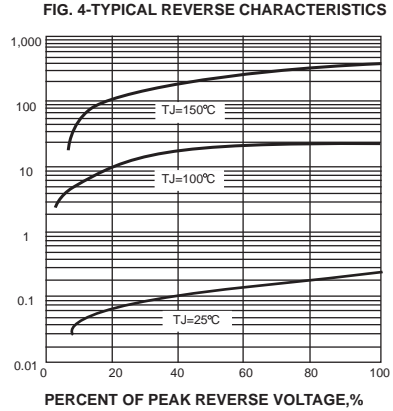
PEAK FORWARD SURGE CURRENT,
AMPERES



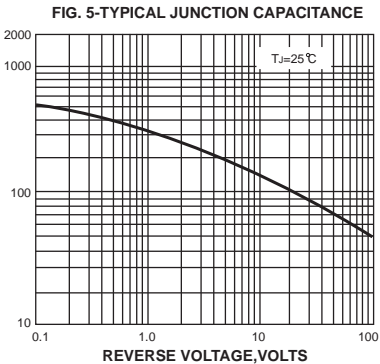
INSTANTANEOUS FORWARD CURRENT, AMPERES



INSTANTANEOUS REVERSE CURRENT,
MICROAMPERES



JUNCTION CAPACITANCE, pF



TRANSIENT THERMAL IMPEDANCE,
°C/W

