



MASTER INSTRUMENT CORPORATION

GBU4A THRU GBU4M

VOLTAGE RANGE 50 to 1000 Volts  
CURRENT 4 Amperes

Features

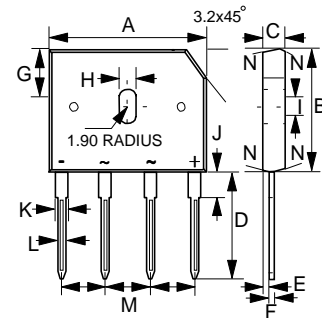
- Plastic Package has Underwriters Laboratory
- Glass Passivated Chip Junction
- High Temperature Soldering Guaranteed
- High Surge Overload Rating

Maximum Ratings

- Operating Temperature: -55°C to +150°C
- Storage Temperature: -55°C to +150°C

Part Number	Device Marking	Maximum Recurrent Peak Reverse Voltage	Maximum RMS Voltage	Maximum DC Blocking Voltage
GBU4A	---	50V	35V	50V
GBU4B	---	100V	70V	100V
GBU4D	---	200V	140V	200V
GBU4G	---	400V	280V	400V
GBU4J	---	600V	420V	600V
GBU4K	---	800V	560V	800V
GBU4M	---	1000V	700V	1000V

GBU



Electrical Characteristics @ 25°C Unless Otherwise Specified

Average Forward Current (NOTE 1,2)	$I_{F(AV)}$	4 A	$T_C = 100^\circ C$
Peak Forward Surge Current	$I_{FSM}$	150A	8.3ms, half sine
Maximum Instantaneous Forward Voltage	$V_F$	1.0V	$I_{FM}=2A$ $T_J = 25^\circ C$
Maximum DC Reverse Current At Rated DC Blocking Voltage	$I_R$	5 $\mu A$ 500uA	$T_J = 25^\circ C$ $T_J = 125^\circ C$
Typical thermal resistance per leg	$R_{\theta JC}$	2.2°C/W	
Typical Junction Capacitance	$C_J$	45pF	Measured at 1.0MHz, $V_R=4.0V$

\*Pulse Test: Pulse Width 300μsec, Duty Cycle 1%

DIM	INCHES		MM		NOTE
	MIN	MAX	MIN	MAX	
A	.860	.880	21.80	22.30	
B	.720	.740	18.30	18.80	
C	.130	.140	3.30	3.56	
D	.690	.710	17.50	18.00	
E	.030	.039	0.76	1.00	
F	.018	.022	0.46	0.56	
G	.290	.310	7.40	7.90	
H	.140	.160	3.50	4.10	
I	.065	.085	1.65	2.16	
J	.089	.108	2.25	2.75	
K	.077	.093	1.95	2.35	
L	.040	.050	1.02	1.27	
M	.190	.210	4.83	5.33	
N	7.0° TYPICAL				



# MASTER INSTRUMENT CORPORATION

**GBU4A THRU GBU4M**

**VOLTAGE RANGE 50 to 1000 Volts**

**CURRENT 4 Amperes**

FIG.1 - FORWARD CURRENT DERATING CURVE

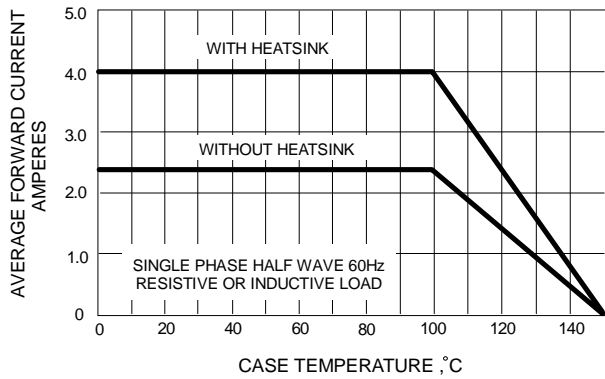


FIG.2 - MAXIMUM NON-REPETITIVE SURGE CURRENT

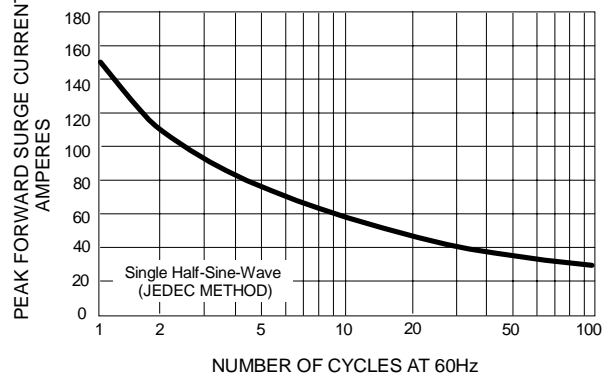


FIG.3 - TYPICAL JUNCTION CAPACITANCE

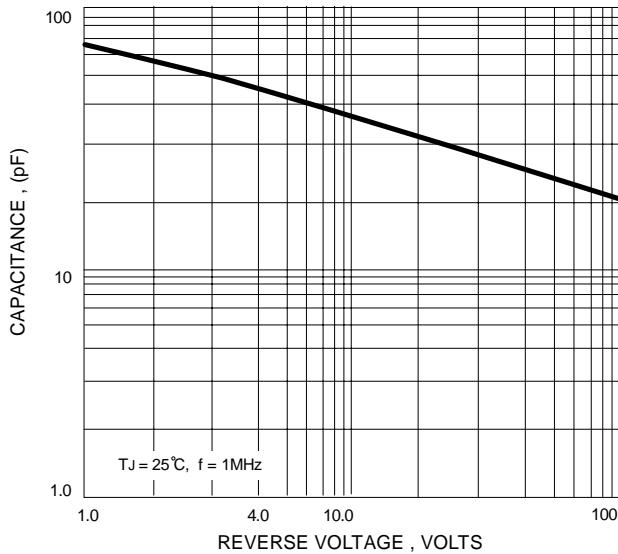


FIG.4 - TYPICAL FORWARD CHARACTERISTICS

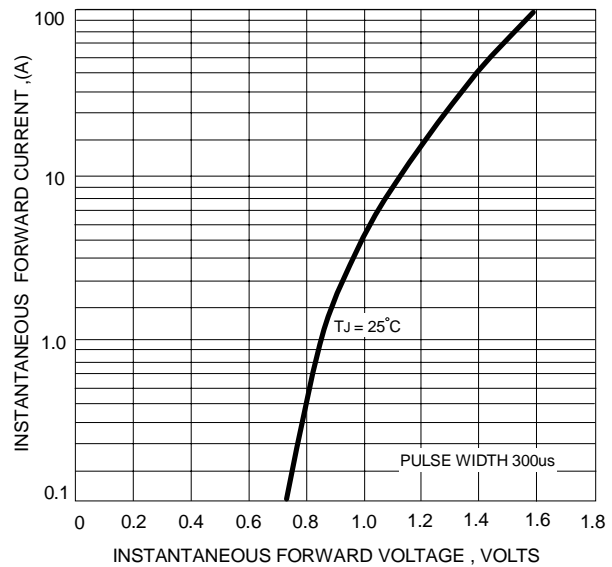


FIG.5 - TYPICAL REVERSE CHARACTERISTICS

