



SCHOTTKY BARRIER RECTIFIERS

15SQ030 THRU 15SQ100	VOLTAGE RANGE 30 to 100 Volts CURRENT 15 Ampere
FEATURES <ul style="list-style-type: none"> ●Metal of silicon rectifier , majority carrier conduction ●Guard ring for transient protection ●Low power loss,high efficiency ●High current capability,low VF ●High surge capacity ●Plastic package has UL flammability classification 94V-0 ●For use in low voltage,high frequency inverters,free wheeling,and polarity protection applications MECHANICAL DATA <ul style="list-style-type: none"> ●Case: JEDEC R-6 molded plastic ●Polarity: Color band denotes cathode ●Weight: 0.07 ounces , 2.1 grams ●Mounting position: Any 	<p style="text-align: center;">R - 6</p> <p style="text-align: center;">Dimensions in inches and (millimeters)</p>

MAXIMUM RATINGS AND ELECTRICAL CHARACTERISTICS

Rating at 25°C ambient temperature unless otherwise specified.

Single phase, half wave ,60Hz, resistive or inductive load.

For capacitive load, derate current by 20%

CHARACTERISTICS	SYMBOL	15SQ030	15SQ035	15SQ040	15SQ045		15SQ060	15SQ080	15SQ100	UNIT
Maximum Recurrent Peak Reverse Voltage	V _{RRM}	30	35	40	45		60	80	100	V
Maximum RMS Voltage	V _{RMS}	21	24.5	28	31.5		42	56	70	V
Maximum DC Blocking Voltage	V _{DC}	30	35	40	45		60	80	100	V
Maximum Average Forward Rectified Current@T _c =95 °C	I _(AV)	15								A
Peak Forward Surge Current 8.3ms single half sine-wave super imposed on rated load(JEDEC Method)	I _{FSM}	275								A
Peak Forward Voltage at 10A DC(Note1)	V _F	0.55					0.7	0.8		V
Maximum DC Reverse Current @T _j =25°C	I _R	0.5								mA
at Rated DC Bolcking Voltage @T _j =100°C		50								
Tyical Junction Capacitance (Note2)	C _J	450								PF
Tyical Thermal Resistance (Note3)	R _{θJC}	3.0								°C/w
Operating Temperature Range	T _J	-55 to+150								°C
Storage Temperature Range	T _{STG}	-55 to+150								°C

NOTES:1.300us Pulse Width, 2%Dudy Cycle.

2.Measured at 1.0 MHZ and applied reverse voltage of 4.0VDC.

3.Thermal Resistance Junction to Case.



SCHOTTKY BARRIER RECTIFIERS

15SQ030 THRU 15SQ100

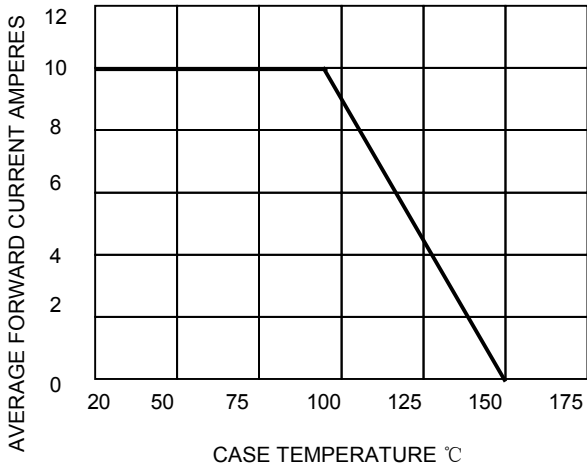
VOLTAGE RANGE

30 to 100 Volts

CURRENT

15 Ampere

FIG.1-FORWARD CURRENT DERATING CURVE



PEAK FORWARD SURGE CURRENT AMPERES

FIG.2-MAXIMUM NON-REPETITIVE SURGE

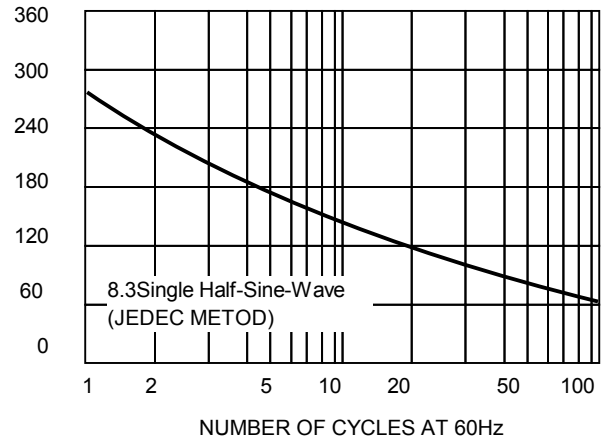


FIG.3-TYPICAL REVERSE CHARACTERISTICS

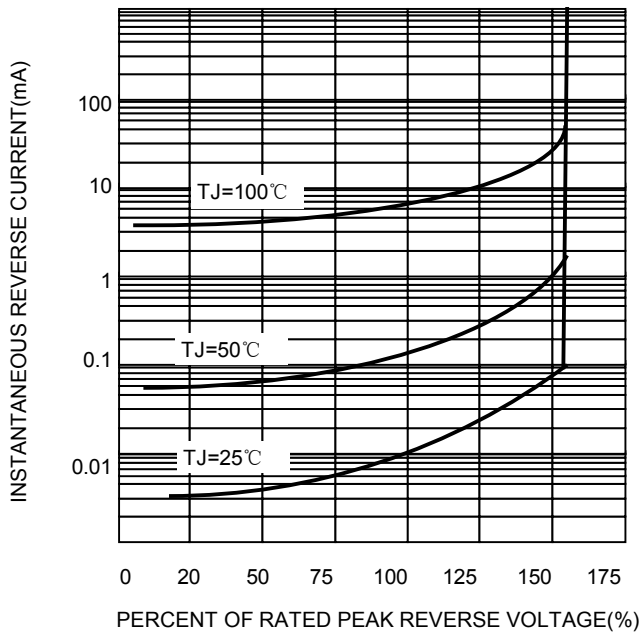


FIG.4-TYPICAL FORWARD CHARACTERISTICS

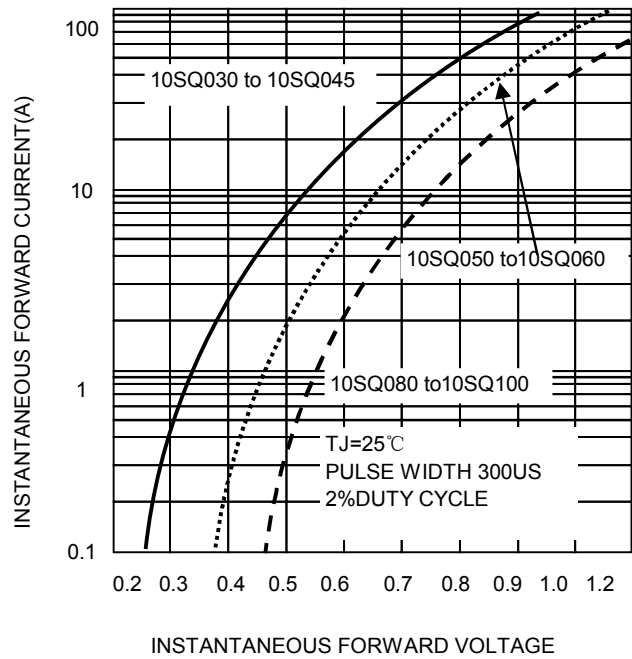


FIG.5-TYPICAL JUNCTION CAPACITANCE

